

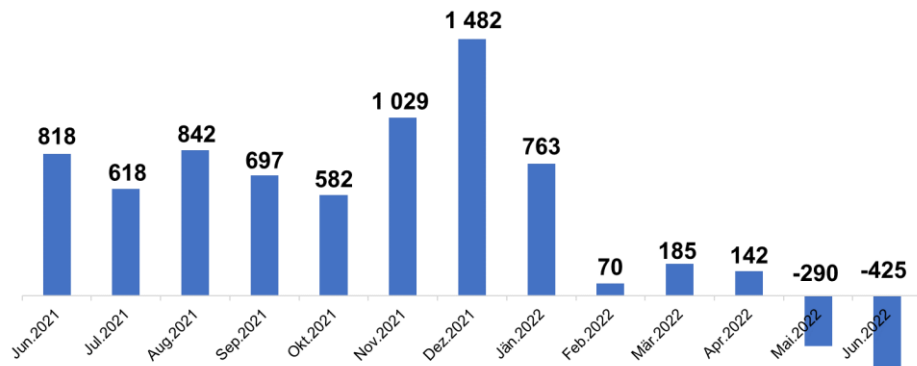
Fondsvolumen UCITS in Mrd. Euro

	Jun.2022	Dez.2021	%Δ
Aktienfonds	23,14	27,24	-15,0%
Rentenfonds	32,55	37,79	-13,9%
Gemischte Fonds	36,79	40,81	-9,9%
Sonstige Fonds	0,25	0,21	20,6%
Gesamt	92,73	106,05	-12,6%

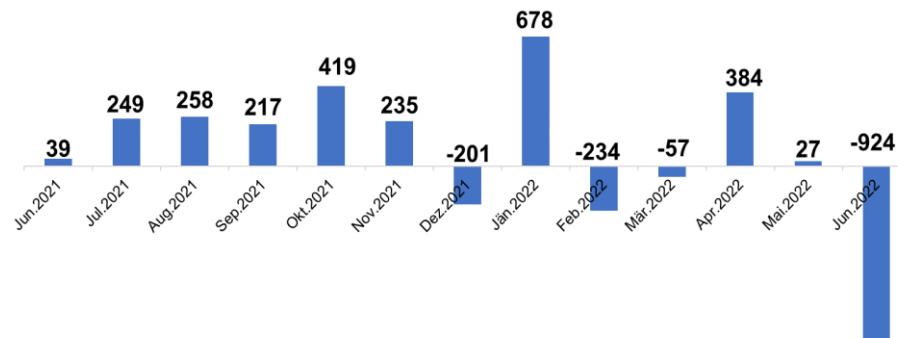
Fondsvolumen AIF in Mrd. Euro

	Jun.2022	Dez.2021	%Δ
Aktienfonds	13,03	16,88	-22,8%
Rentenfonds	27,20	30,72	-11,5%
Gemischte Fonds	57,64	65,07	-11,4%
Immobilienfonds	11,12	10,74	3,5%
Sonstige Fonds	0,14	0,13	5,5%
Gesamt	109,12	123,54	-11,7%

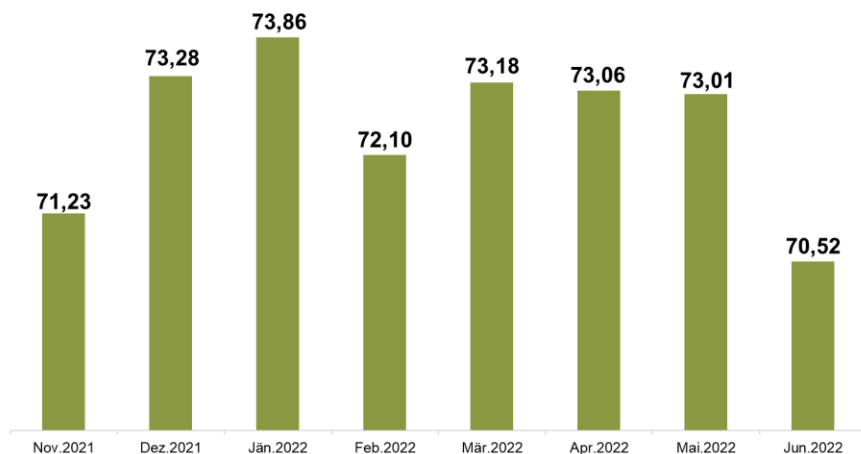
Nettomittelveränderung von UCITS Fonds
in Mio. Euro



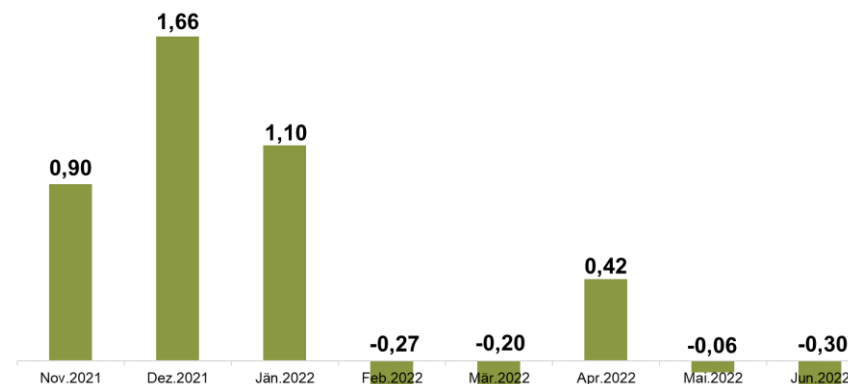
Nettomittelveränderung von AIF Fonds
in Mio. Euro



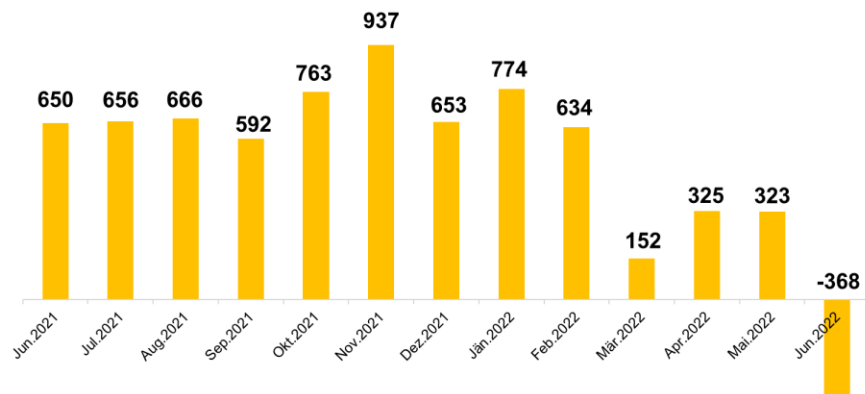
**VOLUMEN SFDR ART 8/ART9 Fonds
in Mrd. Euro**



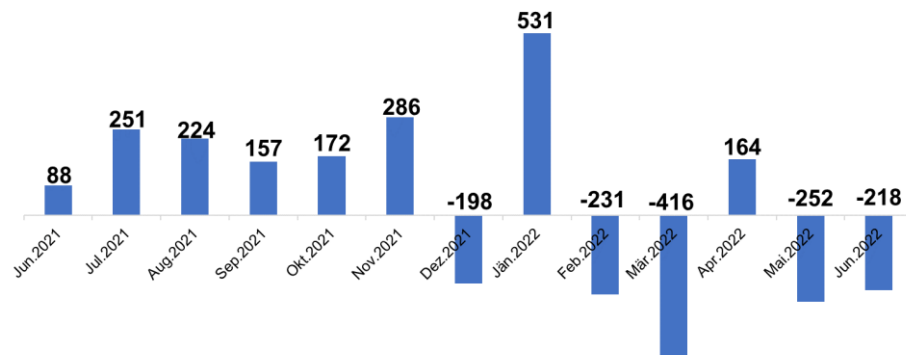
**NETTOMITTELVERÄNDERUNG SFDR ART8/ ART 9 Fonds
in Mrd. Euro**



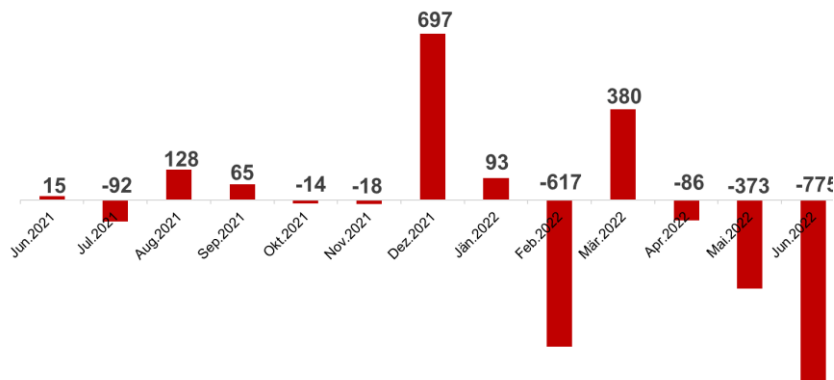
**NETTOMITTELVERÄNDERUNG GEMISCHTE FONDS
in Mio. Euro**



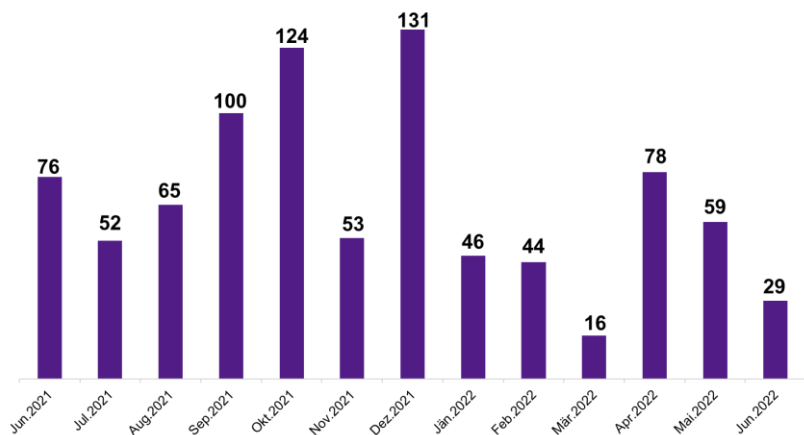
**NETTOMITTELVERÄNDERUNG AKTIEN FONDS
in Mio. Euro**



NETTOMITTELVERÄNDERUNG RENTEN FONDS
in Mio. Euro



NETTOMITTELVERÄNDERUNG IMMOFONDS
in Mio. Euro



1-Monats Performance in %

