

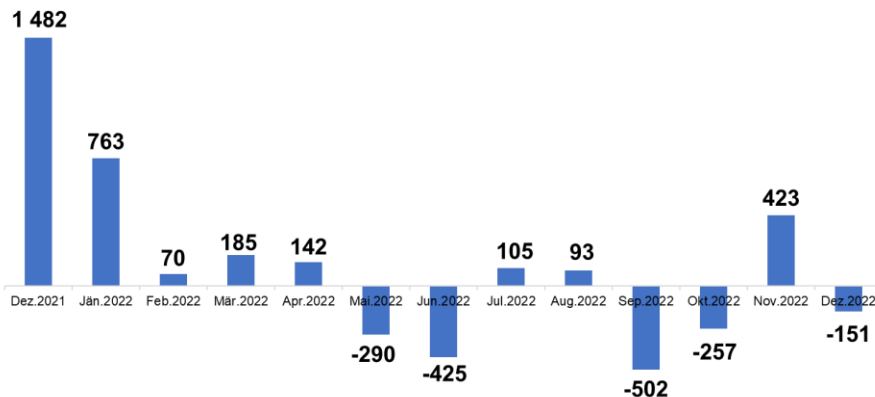
Fondsvolumen UCITS in Mrd. Euro

	Dez.2022	Dez.2021	%Δ
Aktienfonds	23,90	27,24	-12,2%
Rentenfonds	30,61	37,79	-19,0%
Gemischte Fonds	36,05	40,81	-11,7%
Sonstige Fonds	0,20	0,21	-5,2%
Gesamt	90,76	106,05	-14,4%

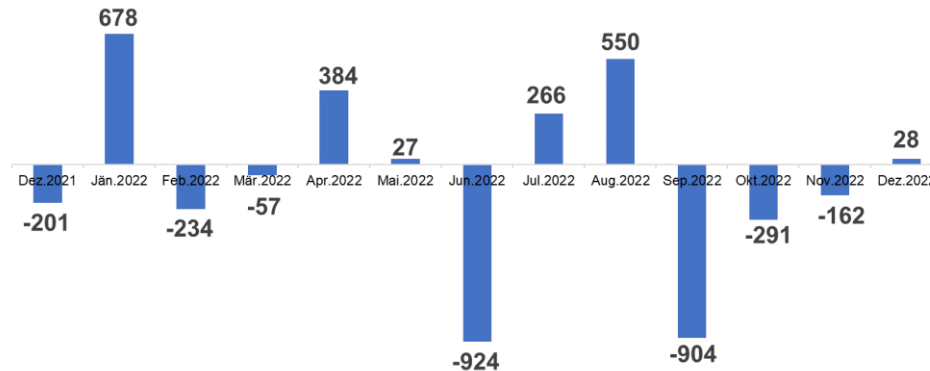
Fondsvolumen AIF in Mrd. Euro

	Dez.2022	Dez.2021	%Δ
Aktienfonds	12,53	16,88	-25,7%
Rentenfonds	27,11	30,72	-11,8%
Gemischte Fonds	57,15	65,07	-12,2%
Immobilienfonds	11,01	10,74	2,4%
Sonstige Fonds	0,15	0,13	12,7%
Gesamt	107,95	123,54	-12,6%

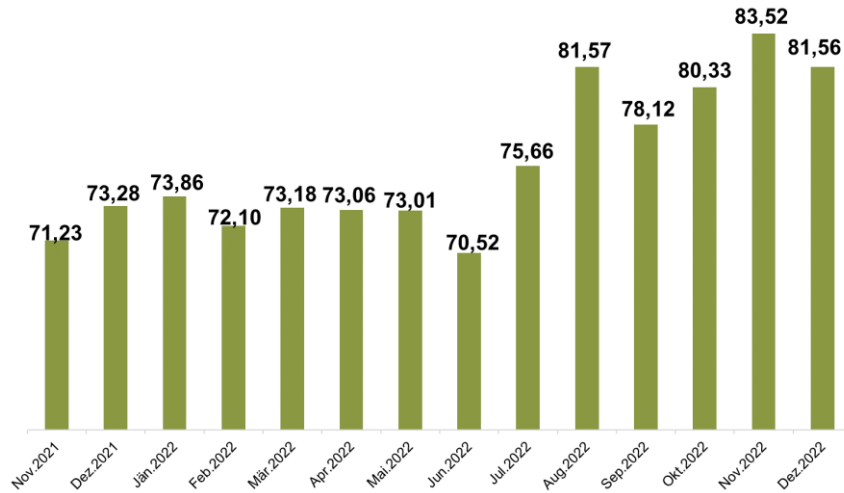
Nettomittelveränderung von UCITS Fonds
in Mio. Euro



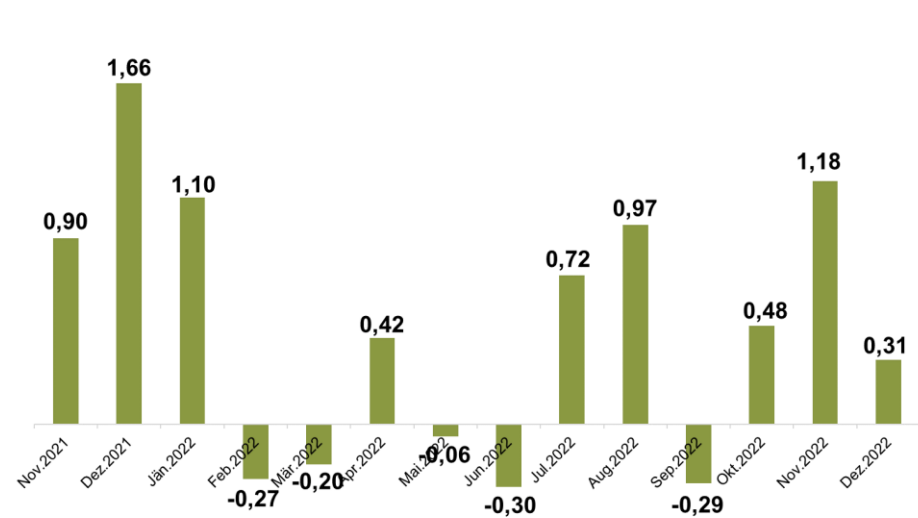
Nettomittelveränderung von AIF Fonds
in Mio. Euro



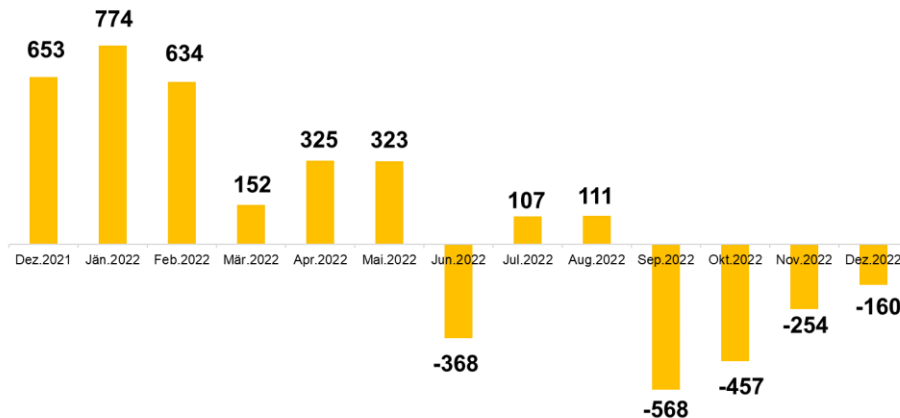
VOLUMEN SFDR ART 8/ART9 Fonds
in Mrd. Euro



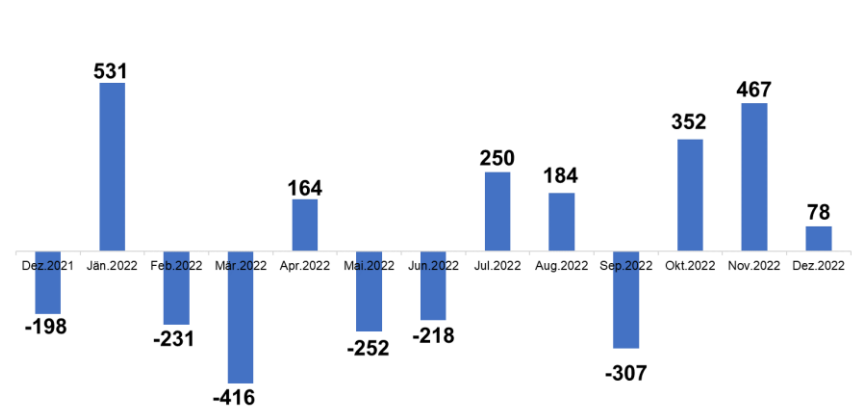
NETTOMITTELVERÄNDERUNG SFDR ART8/ ART 9 Fonds
in Mrd. Euro



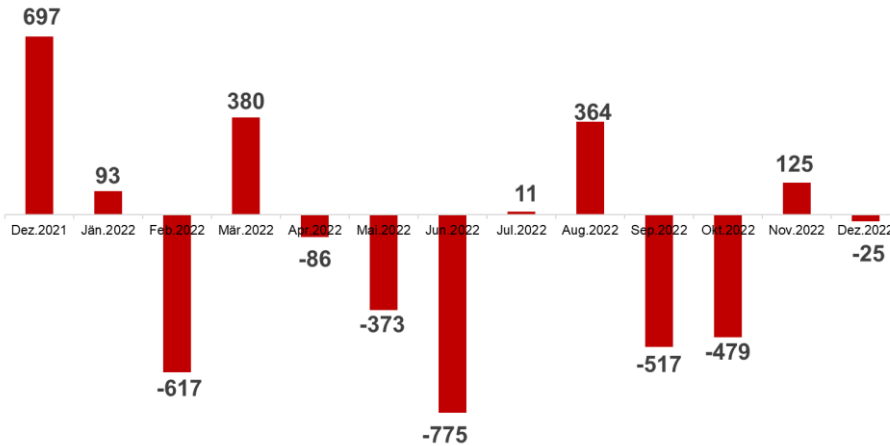
NETTOMITTELVERÄNDERUNG GEMISCHTE FONDS
in Mio. Euro



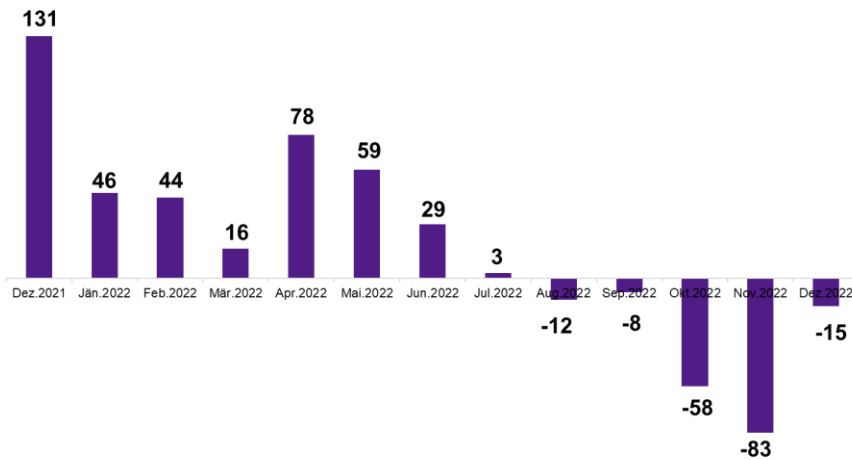
NETTOMITTELVERÄNDERUNG AKTIEN FONDS
in Mio. Euro



NETTOMITTELVERÄNDERUNG RENTEN FONDS in Mio. Euro



NETTOMITTELVERÄNDERUNG IMMOFONDS in Mio. Euro



1-Monats Performance in %

