

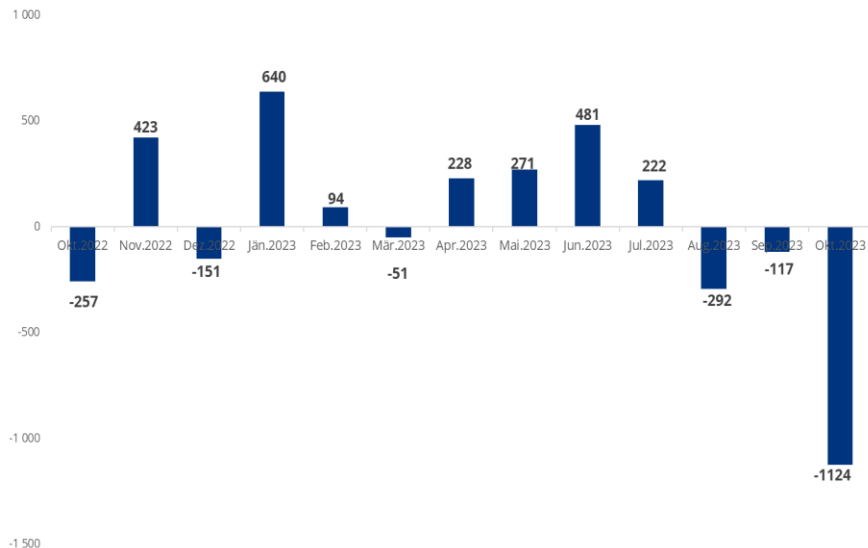
Fondsvolumen UCITS in Mrd. Euro

| | Okt.2023 | Dez.2022 | %D |
|-----------------|--------------|--------------|--------------|
| Aktienfonds | 24,13 | 23,90 | 1,0% |
| Rentenfonds | 31,26 | 30,61 | 2,1% |
| Gemischte Fonds | 34,91 | 36,05 | -3,2% |
| Sonstige Fonds | 0,17 | 0,20 | -12,0% |
| Gesamt | 90,48 | 90,76 | -0,3% |

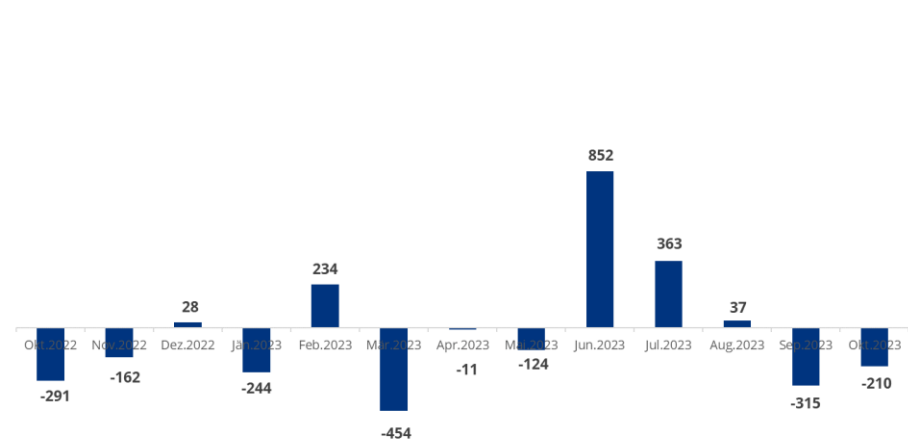
Fondsvolumen AIF in Mrd. Euro

| | Okt.2023 | Dez.2022 | %D |
|-----------------|---------------|---------------|-------------|
| Aktienfonds | 12,30 | 12,53 | -1,8% |
| Rentenfonds | 28,53 | 27,11 | 5,2% |
| Gemischte Fonds | 57,62 | 57,15 | 0,8% |
| Immobilienfonds | 9,81 | 11,01 | -10,8% |
| Sonstige Fonds | 0,13 | 0,15 | -10,9% |
| Gesamt | 108,40 | 107,95 | 0,4% |

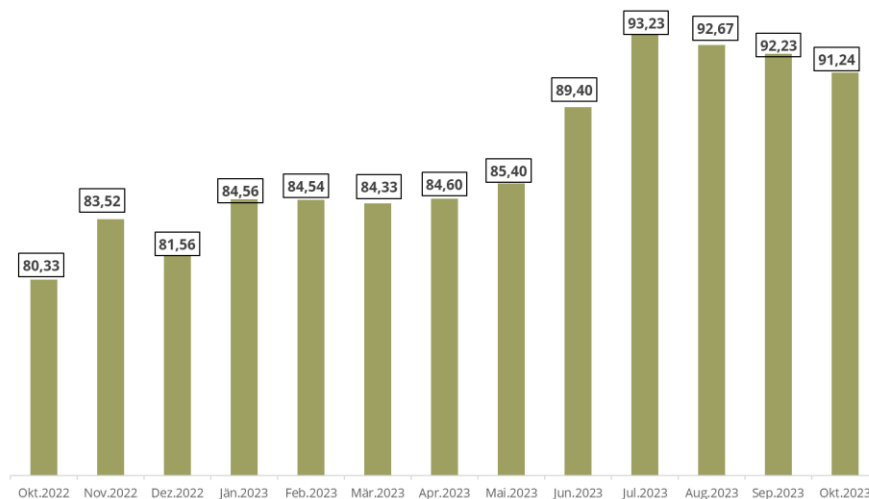
Nettomittelveränderung von UCITS Fonds
in Mio. Euro



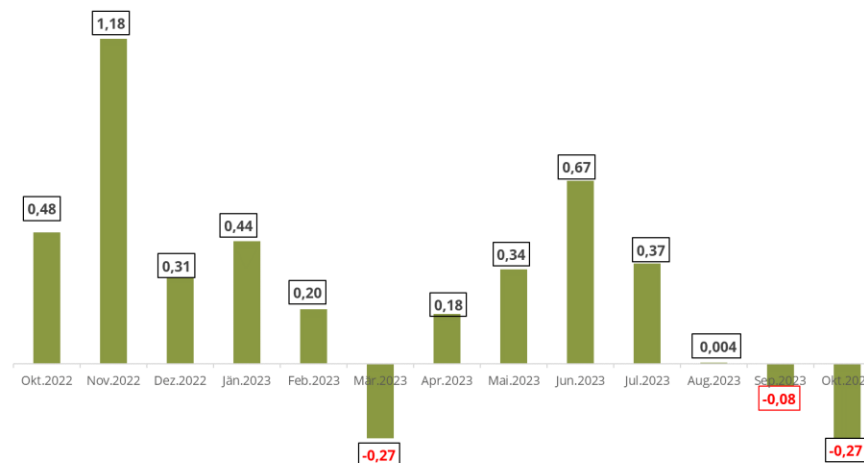
Nettomittelveränderung von AIF Fonds
in Mio. Euro



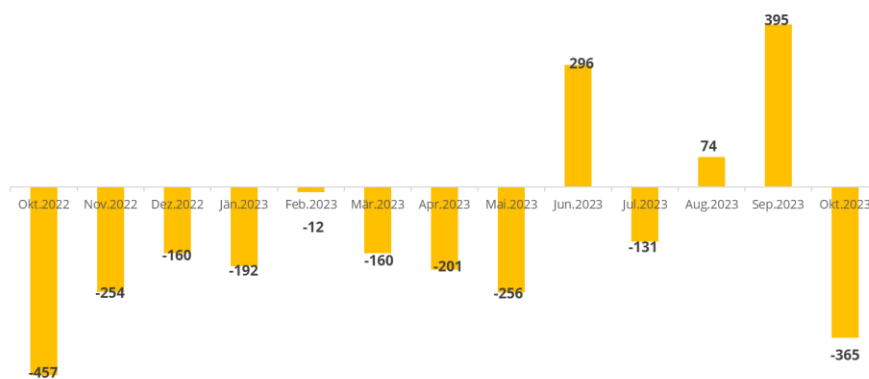
VOLUMEN SFDR ART 8/ART9 Fonds
in Mrd. Euro



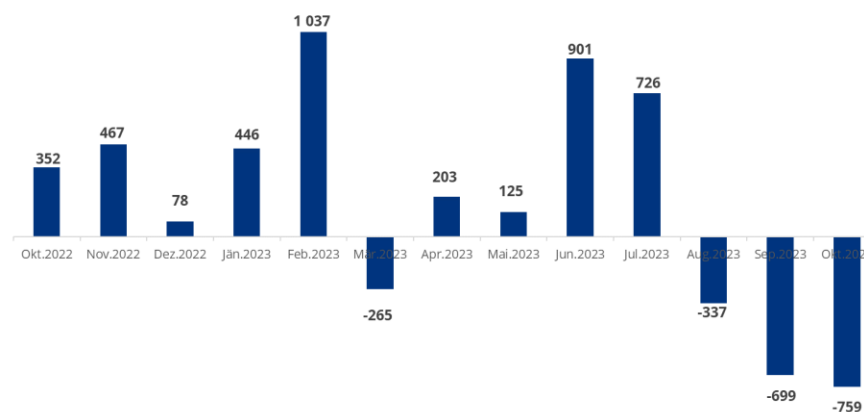
NETTOMITTELVERÄNDERUNG SFDR ART8/ ART 9 Fonds
in Mrd. Euro



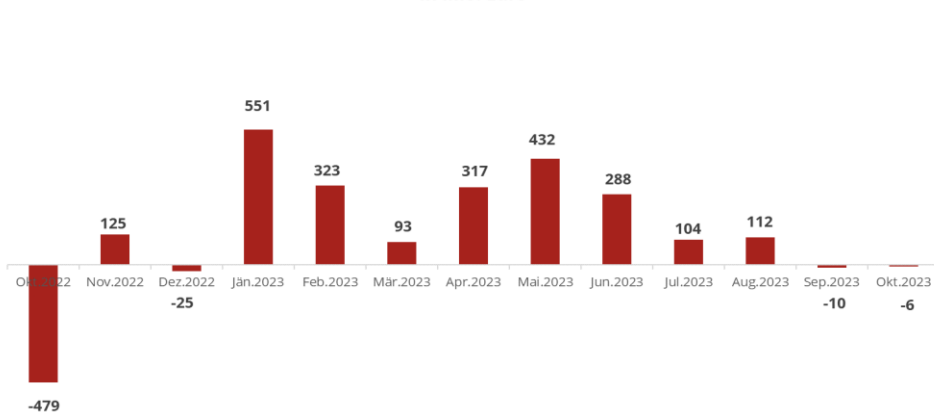
NETTOMITTELVERÄNDERUNG GEMISCHTE FONDS
in Mio. Euro



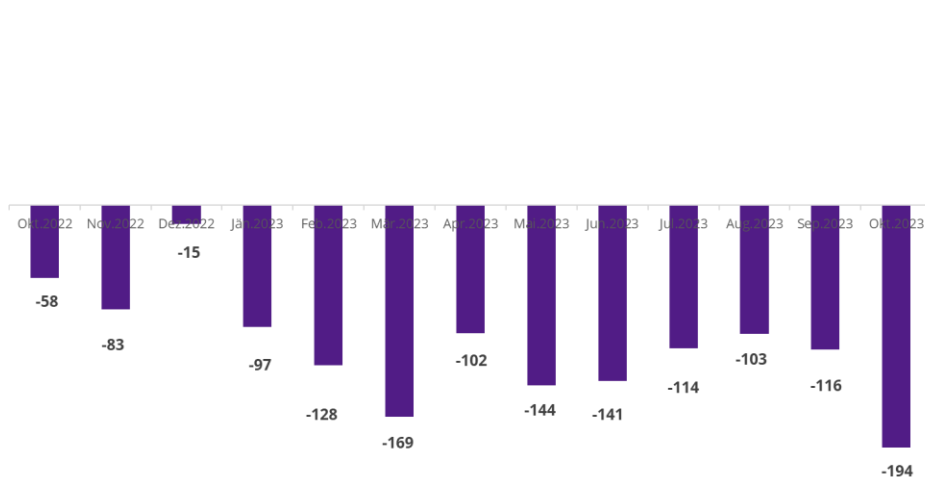
NETTOMITTELVERÄNDERUNG AKTIEN FONDS
in Mio. Euro



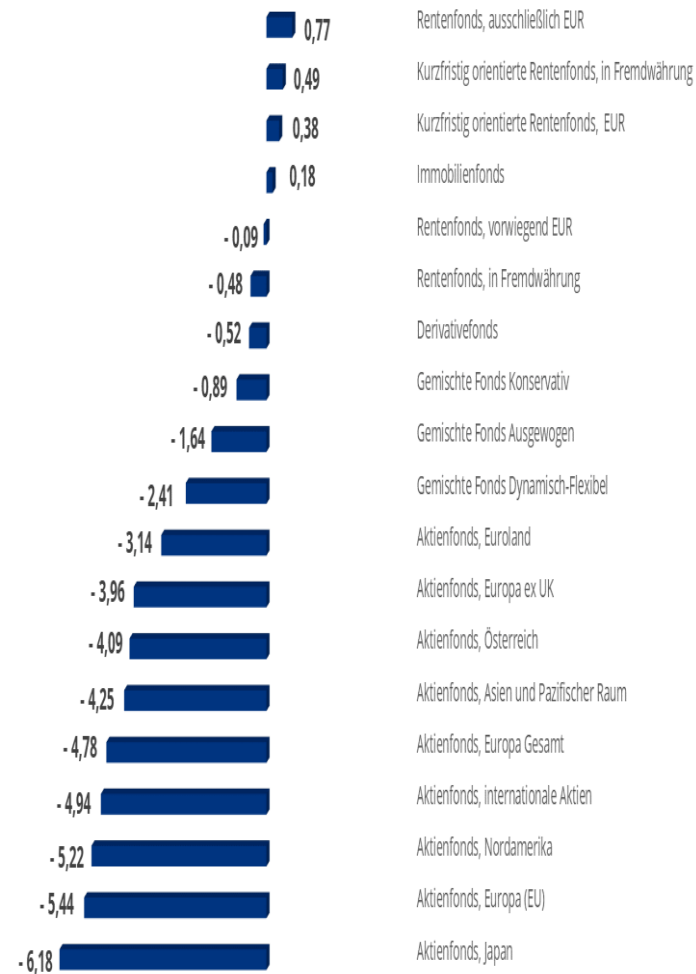
NETTOMITTELVERÄNDERUNG RENTEN FONDS
in Mio. Euro



NETTOMITTELVERÄNDERUNG IMMOFONDS
in Mio. Euro



1-Monats Performance in %



-10,00 -8,00 -6,00 -4,00 -2,00 0,00 2,00 4,00