

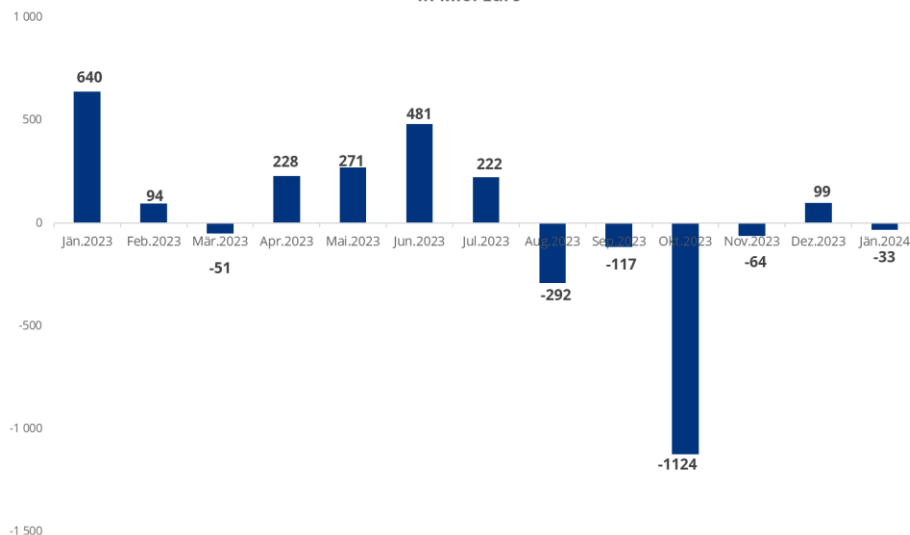
Fondsvolumen UCITS in Mrd. Euro

	Jän.2024	Dez.2023	%Δ
Aktienfonds	28,05	27,35	2,6%
Rentenfonds	32,64	32,71	-0,2%
Gemischte Fonds	37,52	37,40	0,3%
Sonstige Fonds	0,17	0,17	0,6%
Gesamt	98,38	97,64	0,8%

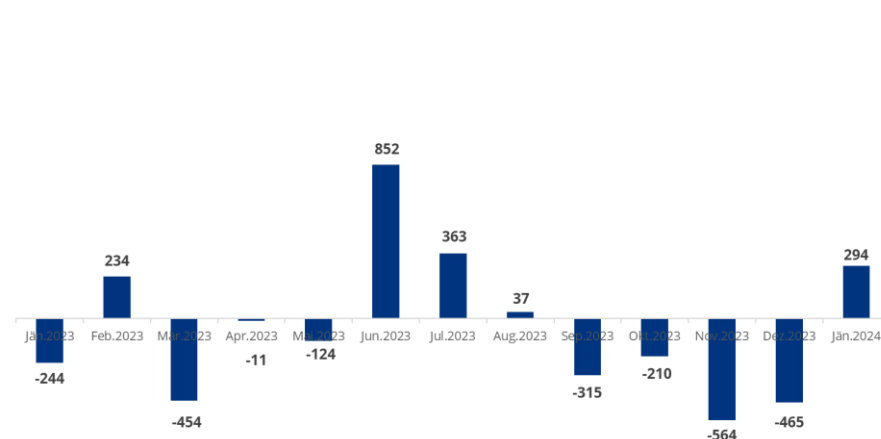
Fondsvolumen AIF in Mrd. Euro

	Jän.2024	Dez.2023	%Δ
Aktienfonds	13,96	13,47	3,6%
Rentenfonds	30,73	30,34	1,3%
Gemischte Fonds	60,67	60,54	0,2%
Immobilienfonds	9,14	9,34	-2,1%
Sonstige Fonds	0,10	0,10	0,0%
Gesamt	114,59	113,79	0,7%

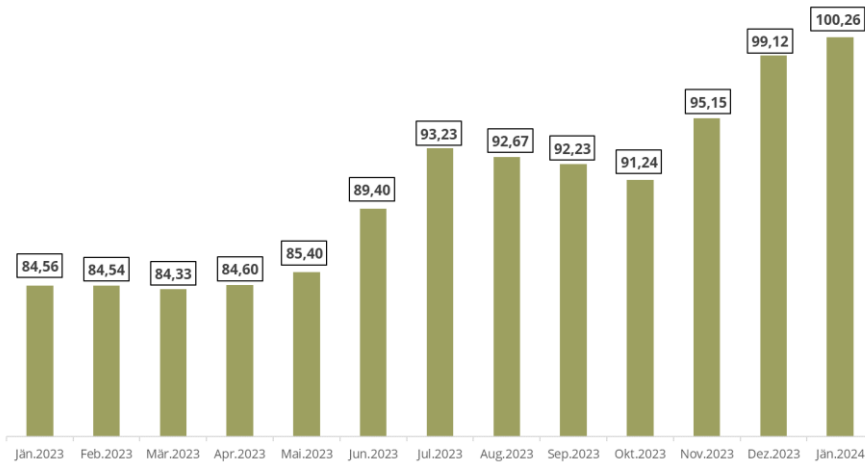
Nettomittelveränderung von UCITS Fonds
in Mio. Euro



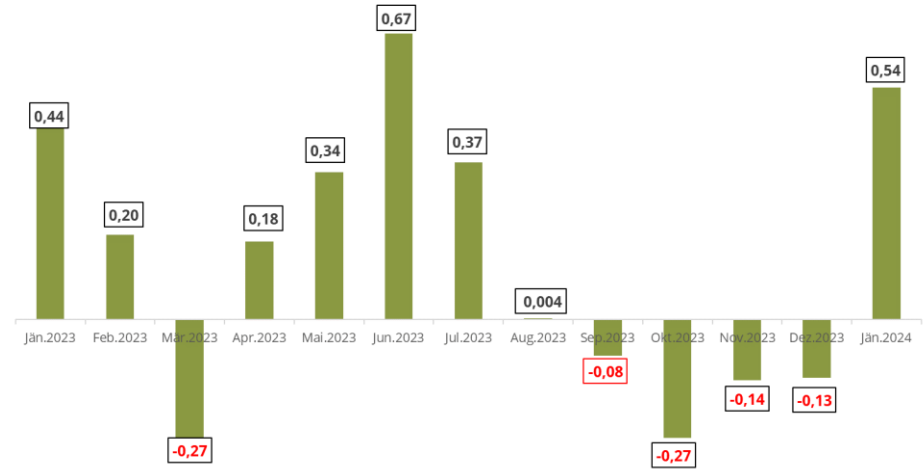
Nettomittelveränderung von AIF Fonds
in Mio. Euro



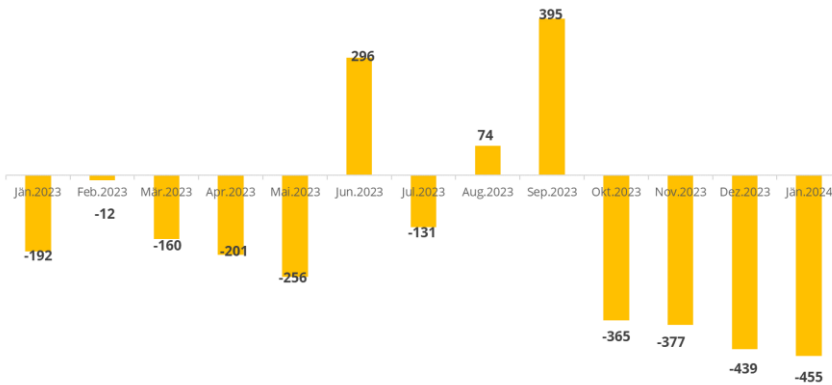
VOLUMEN SFDR ART 8/ART9 Fonds
in Mrd. Euro



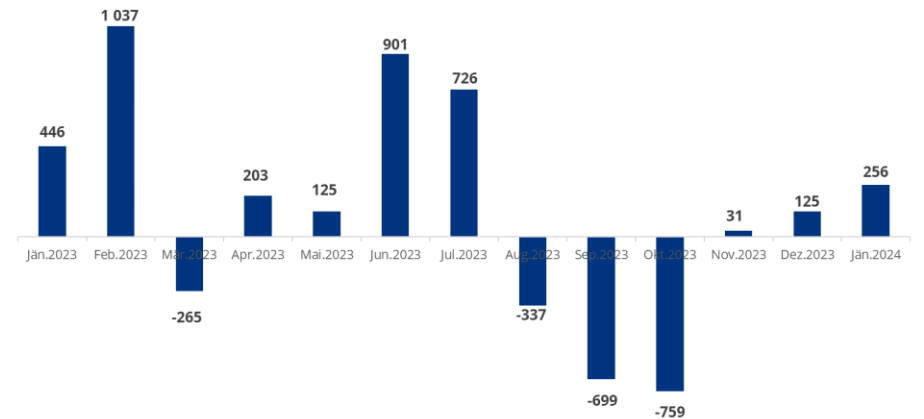
NETTOMITTELVERÄNDERUNG SFDR ART8/ ART 9 Fonds
in Mrd. Euro



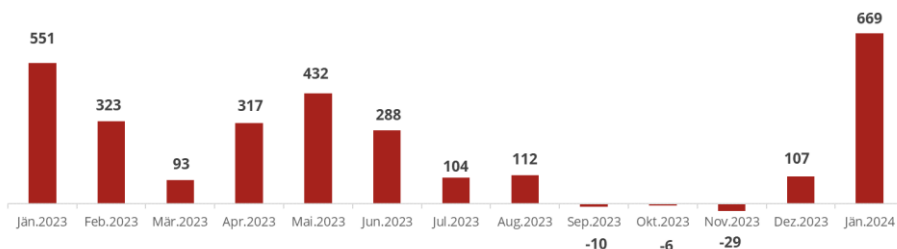
NETTOMITTELVERÄNDERUNG GEMISCHTE FONDS
in Mio. Euro



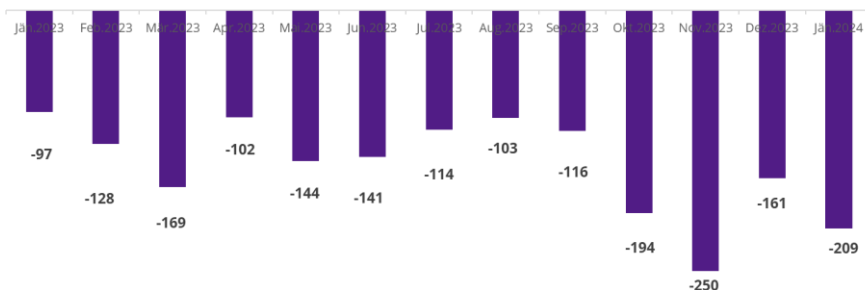
NETTOMITTELVERÄNDERUNG AKTIEN FONDS
in Mio. Euro



NETTOMITTELVERÄNDERUNG RENTEN FONDS
 in Mio. Euro



NETTOMITTELVERÄNDERUNG IMMOFONDS
 in Mio. Euro



1-Monats Performance in %

