

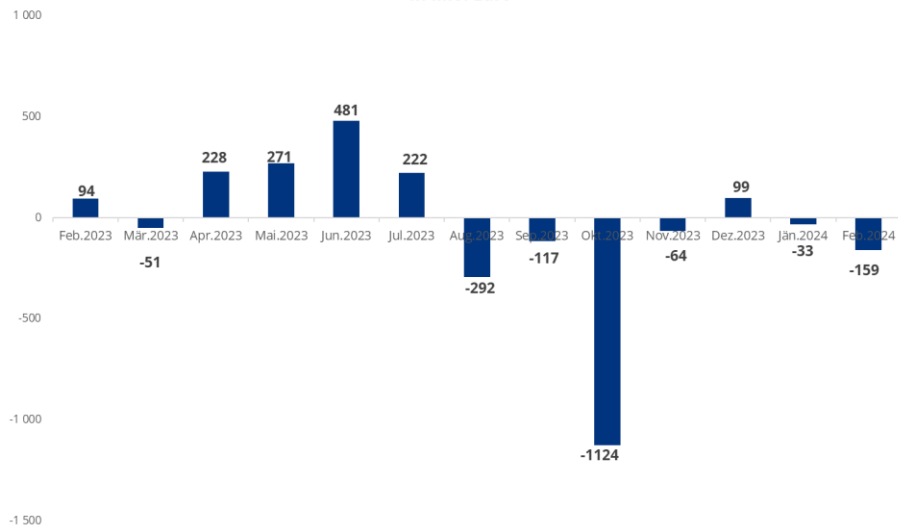
Fondsvolumen UCITS in Mrd. Euro

	Feb.2024	Dez.2023	%Δ
Aktienfonds	28,60	27,35	4,6%
Rentenfonds	32,56	32,71	-0,5%
Gemischte Fonds	37,66	37,40	0,7%
Sonstige Fonds	0,17	0,17	-0,2%
Gesamt	99,00	97,64	1,4%

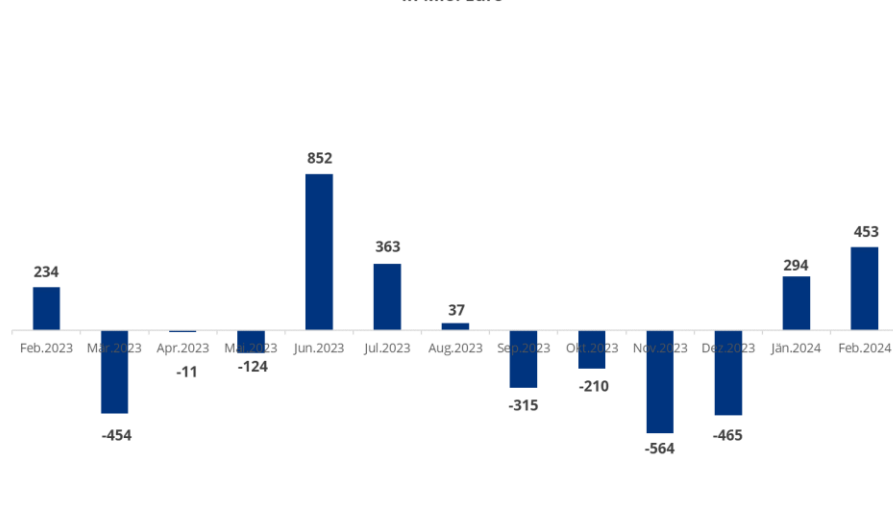
Fondsvolumen AIF in Mrd. Euro

	Feb.2024	Dez.2023	%Δ
Aktienfonds	14,27	13,47	6,0%
Rentenfonds	30,73	30,34	1,3%
Gemischte Fonds	61,47	60,54	1,5%
Immobilienfonds	8,98	9,34	-3,8%
Sonstige Fonds	0,10	0,10	-7,6%
Gesamt	115,55	113,79	1,5%

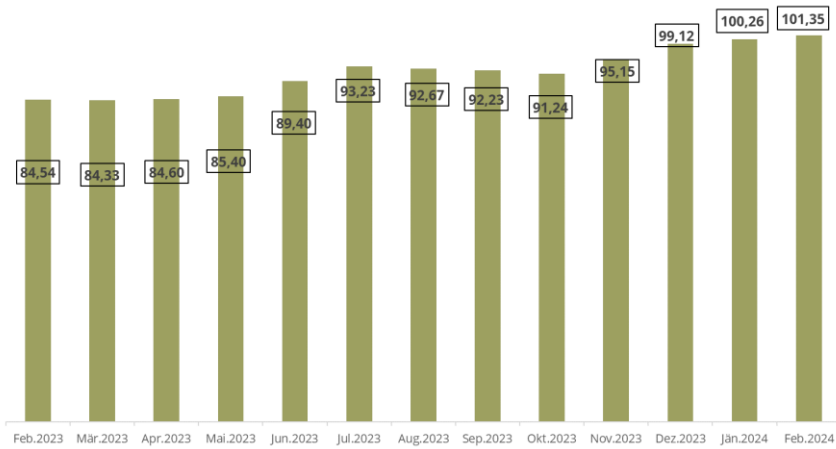
Nettomittelveränderung von UCITS Fonds
in Mio. Euro



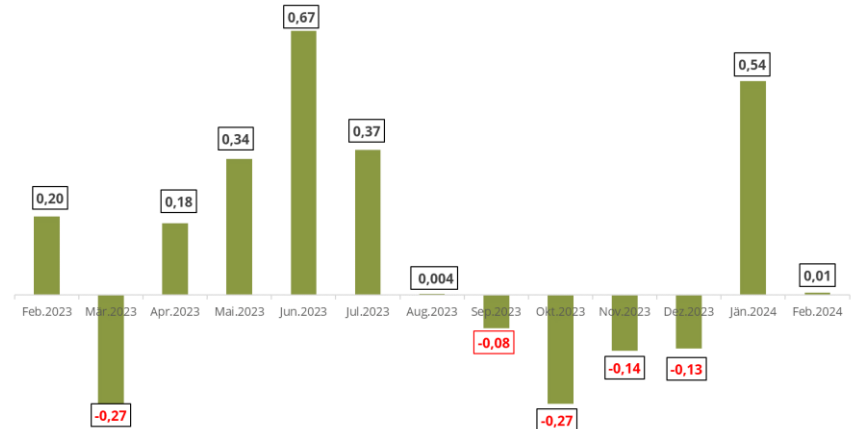
Nettomittelveränderung von AIF Fonds
in Mio. Euro



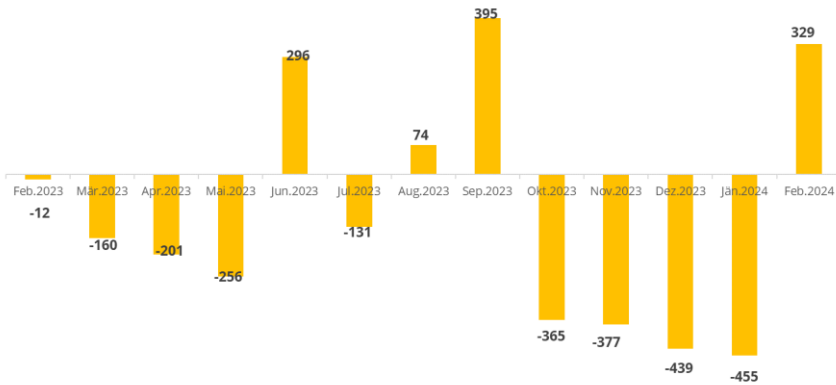
VOLUMEN SFDR ART 8/ART9 Fonds
in Mrd. Euro



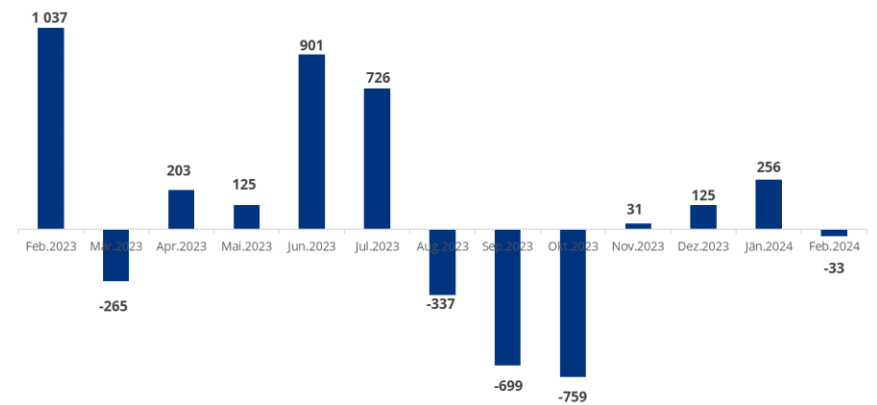
NETTOMITTELVERÄNDERUNG SFDR ART8/ ART 9 Fonds
in Mrd. Euro



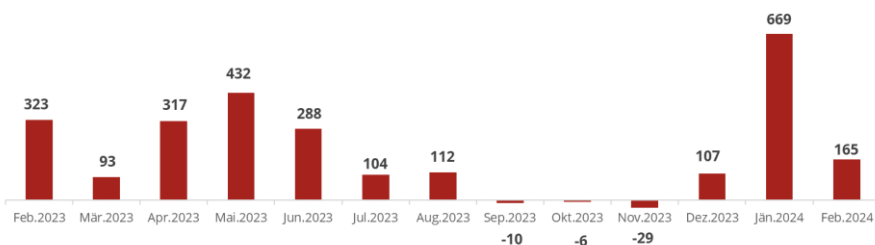
NETTOMITTELVERÄNDERUNG GEMISCHTE FONDS
in Mio. Euro



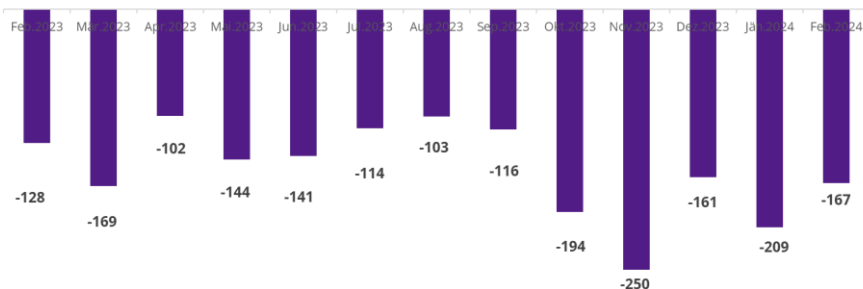
NETTOMITTELVERÄNDERUNG AKTIEN FONDS
in Mio. Euro



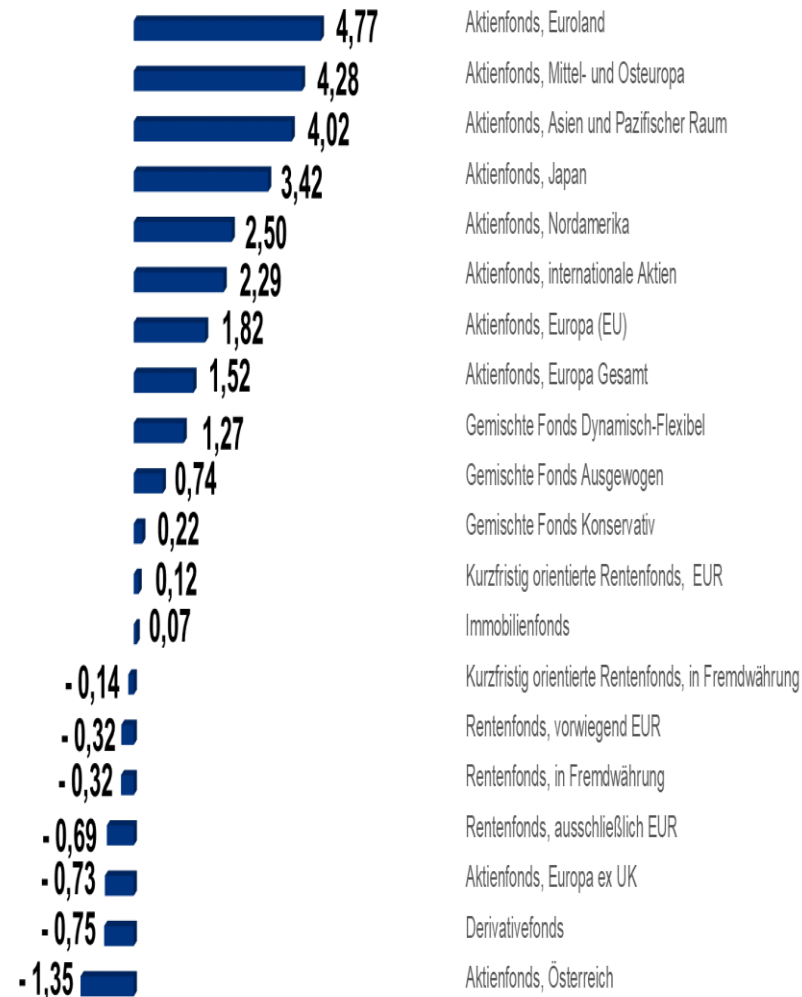
NETTOMITTELVERÄNDERUNG RENTEN FONDS
in Mio. Euro



NETTOMITTELVERÄNDERUNG IMMOFONDS
in Mio. Euro



1-Monats Performance in %



-4,00 -2,00 0,00 2,00 4,00 6,00 8,00