

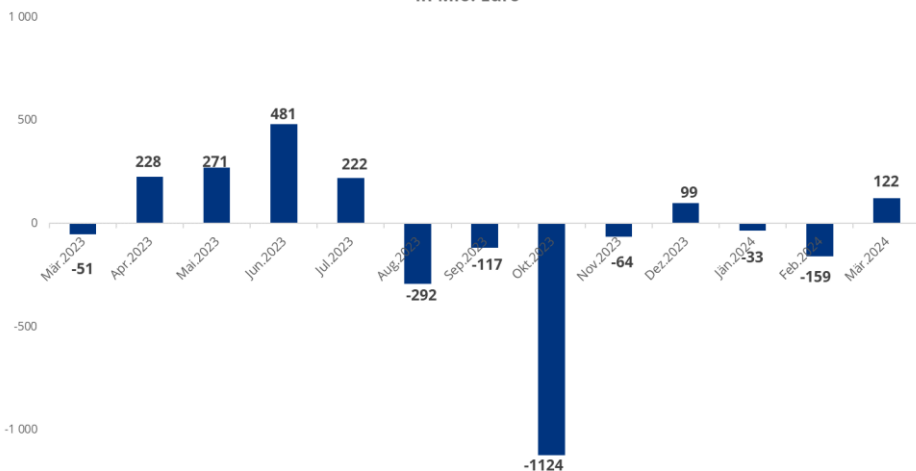
Fondsvolumen UCITS in Mrd. Euro

	Mär.2024	Dez.2023	%Δ
Aktienfonds	29,62	27,35	8,3%
Rentenfonds	33,05	32,71	1,0%
Gemischte Fonds	38,24	37,40	2,2%
Sonstige Fonds	0,17	0,17	1,0%
Gesamt	101,09	97,64	3,5%

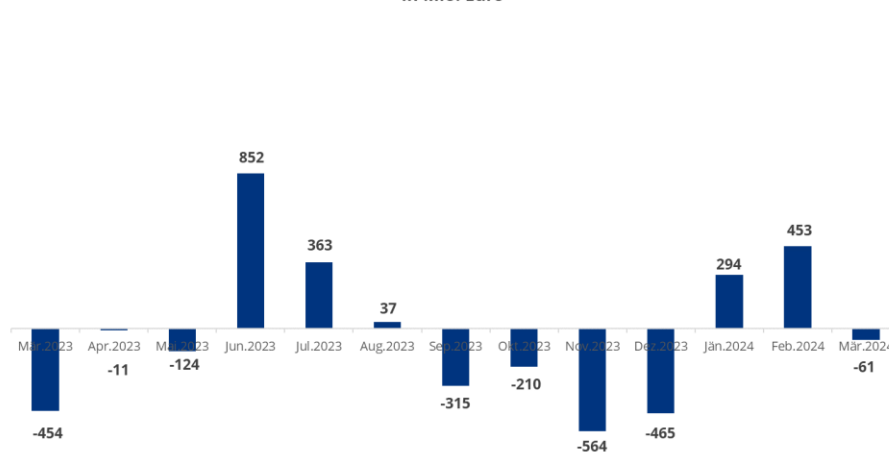
Fondsvolumen AIF in Mrd. Euro

	Mär.2024	Dez.2023	%Δ
Aktienfonds	14,69	13,47	9,0%
Rentenfonds	31,09	30,34	2,5%
Gemischte Fonds	62,54	60,54	3,3%
Immobilienfonds	8,80	9,34	-5,7%
Sonstige Fonds	0,10	0,10	-8,2%
Gesamt	117,22	113,79	3,0%

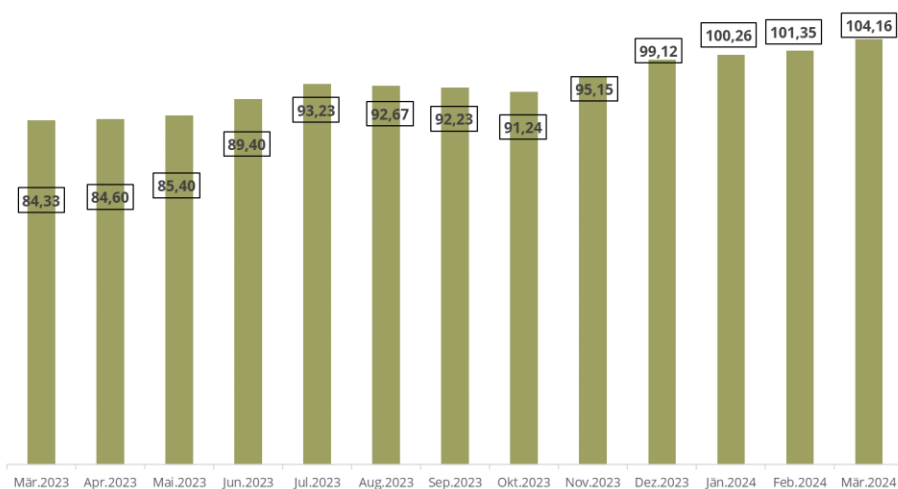
Nettomittelveränderung von UCITS Fonds
in Mio. Euro



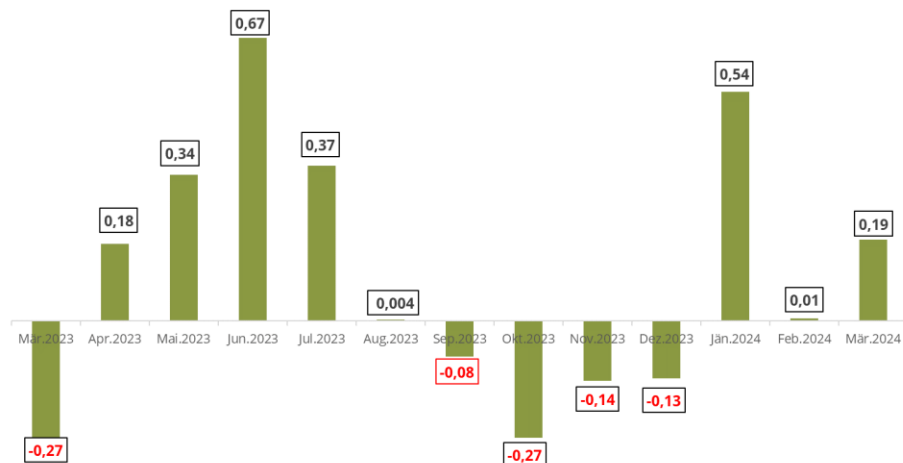
Nettomittelveränderung von AIF Fonds
in Mio. Euro



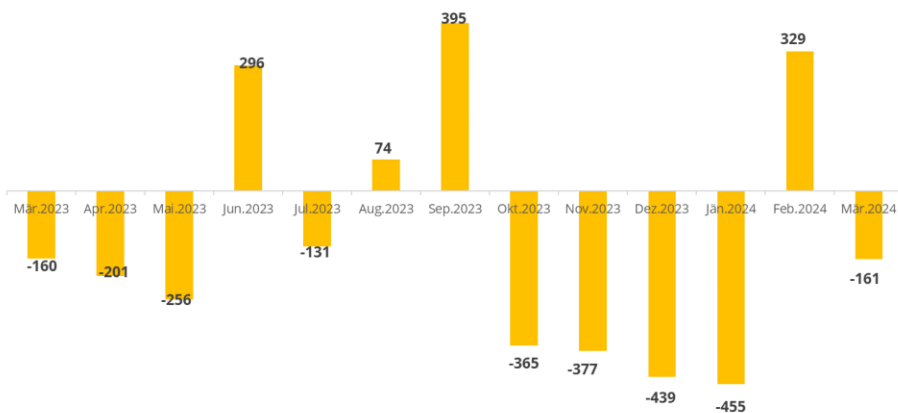
VOLUMEN SFDR ART 8/ART9 Fonds
in Mrd. Euro



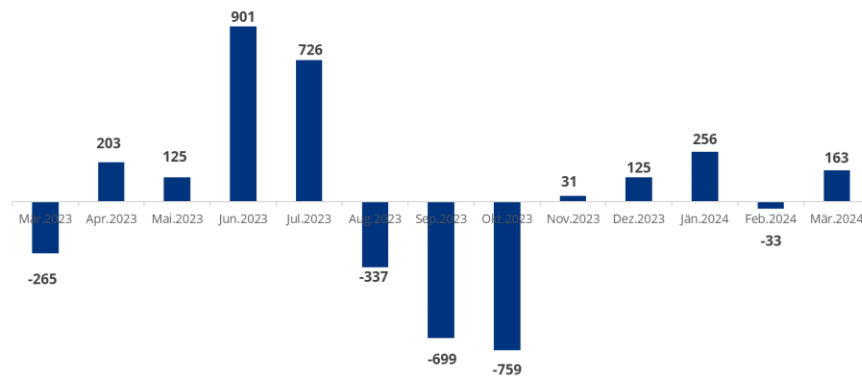
NETTOMITTELVERÄNDERUNG SFDR ART8/ ART 9 Fonds
in Mrd. Euro



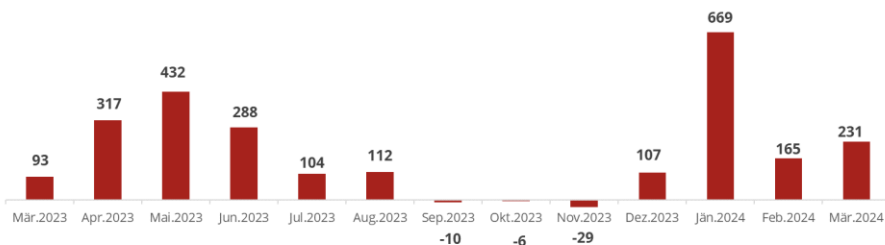
NETTOMITTELVERÄNDERUNG GEMISCHTE FONDS
in Mio. Euro



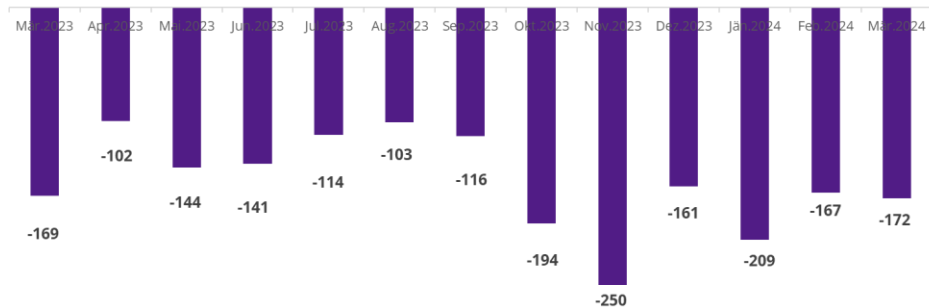
NETTOMITTELVERÄNDERUNG AKTIEN FONDS
in Mio. Euro



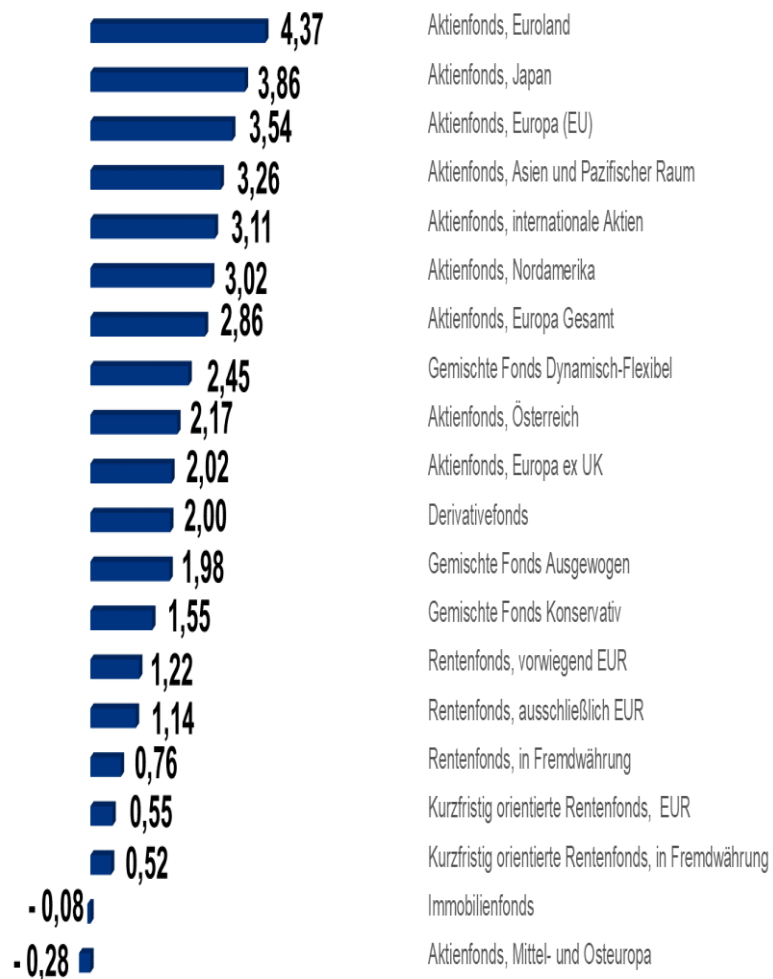
NETTOMITTELVERÄNDERUNG RENTEN FONDS
in Mio. Euro



NETTOMITTELVERÄNDERUNG IMMOFONDS
in Mio. Euro



1-Monats Performance in %



-4,00 -2,00 0,00 2,00 4,00 6,00 8,00